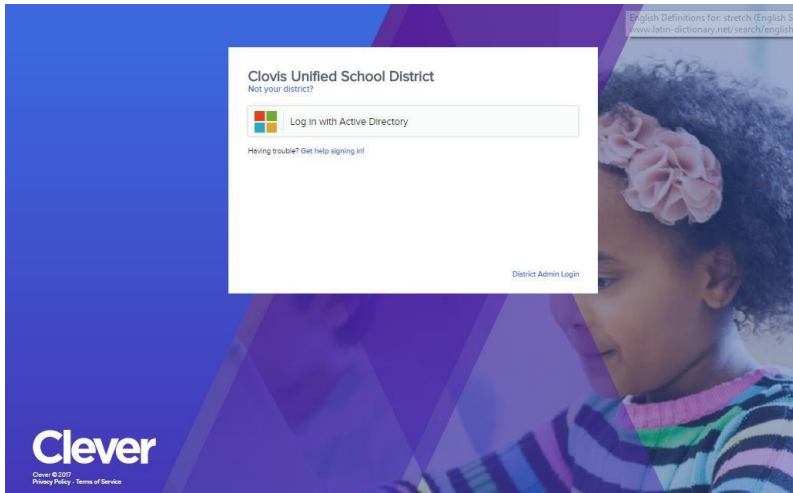


LOGIN PROTOCOL AT HOME

In 2017, Clovis Unified started using a new login method for our online learning tools and the Google Suite platform.

Go here first clever.cusd.com

(works best with Google Chrome)



You will be asked to verify that you are logging into Clovis Unified School District. After verifying that, you'll be redirected to a screen like this:

Choose “Log in with Active Directory.”

You will then come to the Log In page:



Clovis Unified School District
Single Sign-On

Enter your CUSD computer username and password into the fields below.

Sign in

Page has been updated to no longer require @clovisusd.k12.ca.us to be included in the username field.

You will be prompted to type in your credentials.

USERNAME

This will be provided to you by your teacher. It may follow a pattern like this:


tabithastrong001 (sample)

PASSWORD

This will be provided to you by your teacher. It will be six or more characters long.

hope21

Next, you will land on the Dashboard page that looks like this:



Not all of the apps on this page will be active and ready-to-go. Your teacher may need to help your child log into some of these tools at school. Once the accounts have been linked at school, your child will then have access to these tools at home all year long.

Some apps do not require an account and are ready to go. If you find that a username and password are required, please wait for more direction from your teacher before you proceed.

Accelerated Reader and Reading Counts will NOT work at home. Those may only be used at school.



Grades 1-5 are using Benchmark Education as their ELA text. Lots of fantastic learning tools here.



McGraw-Hill SSO
Easy

All elementary grades are using McGraw Hill as their Math text. Lots of fantastic tools here!

Sixth grade students can access their online ELA text using this app.



MyHRW Link

If your child’s teacher is using **Google Classroom**, you need to access it through Google Drive.

Textbook Resources



Accelerated Reader 360



MyHRW Link



Think Central Link



McGraw-Hill SSO Easy



Pearson SSO Easy



Desmos Graphing Calculator



Common Sense Education



IXL

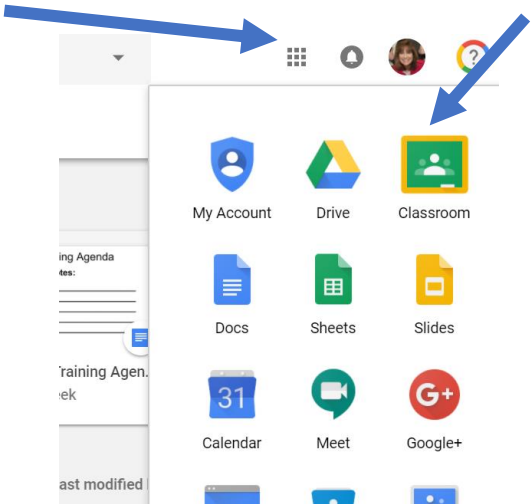


Ed Puzzle

To get to **Google Classroom**:



1. Click on the Google Drive app.
2. Click on the apps launcher (“waffle”) then click on the Google Classroom icon.



TROUBLESHOOTING:

If the above tools are not working for you. Make sure that you are using Google Chrome or Safari to navigate the web.

If you have more than one child in the CUSD system, you may need to do one of these steps if two children are using the same computer.

- a) Close all web browsing pages and restart a new web browsing session so the next child can log in successfully.
- b) Sign out of the computer completely and the sign back in so that all username and password data has been cleared.

The next child should be able to use the internet successfully.